

How to Order Reformatted Images via IDT Scans

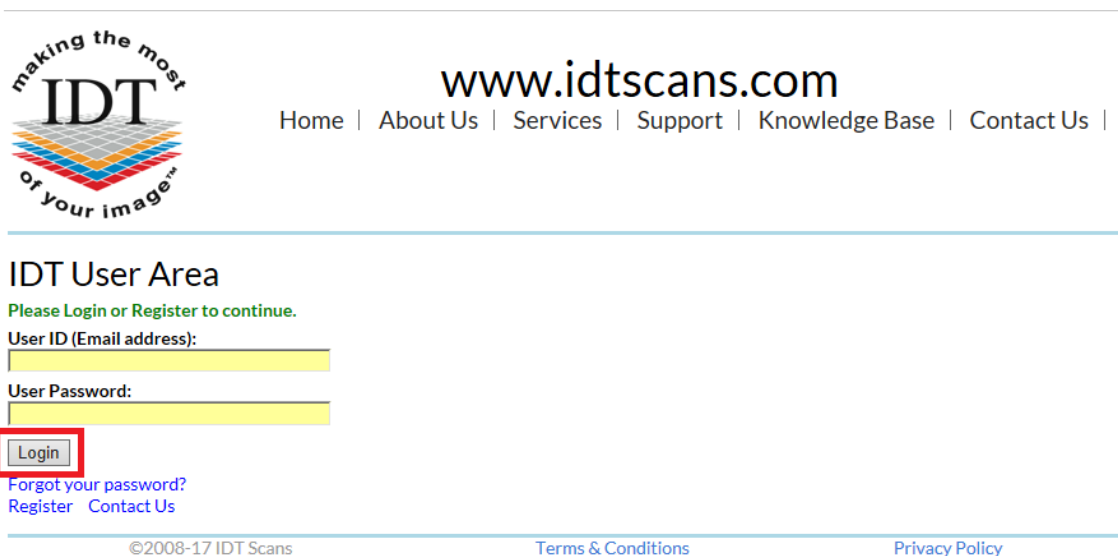
Step 1:

Go to www.idtscans.com and choose 'reformat an existing scan' from our homepage.



Step 2:

Log in to your account. Please **Register** if you haven't already done so.



Step 3:

Click 'Start Wizard'



making the most
IDT
of your image™

www.idtscans.com

Home | About Us | Services | Support | Knowledge Base | Contact Us |

Dr. Reynolds

[My Profile](#) [My Home](#) [Logout](#)

Reformat Scan

Note: Cost of CT Scan is NOT included

The Wizard will help you submit your Order to IDT

Mandatory fields are marked with *

Information is available by clicking [i](#)

You may exit this Wizard or select a different Wizard by clicking [My Home](#)

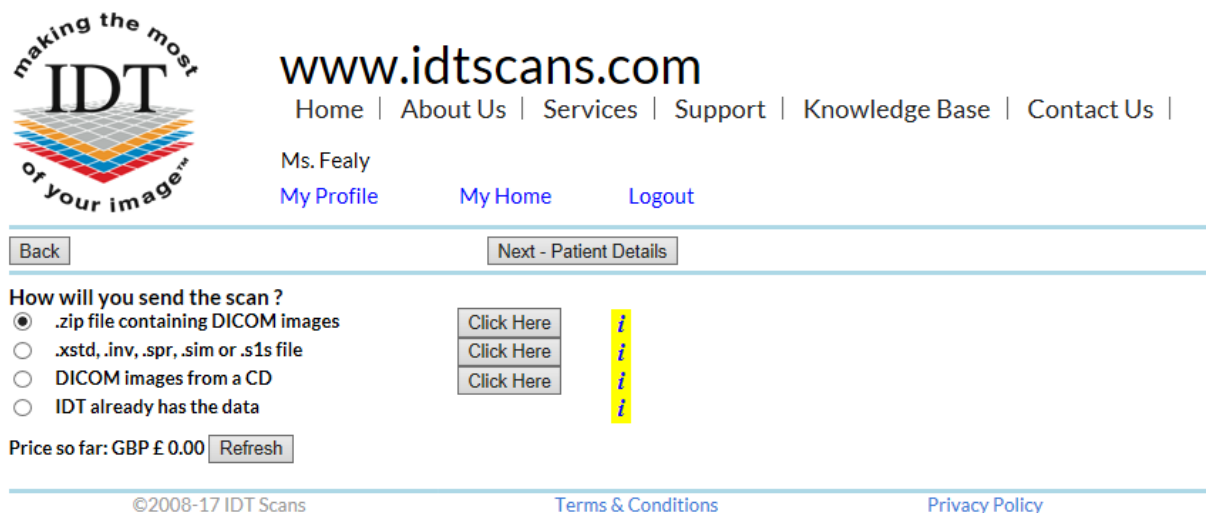
To place the order please click *Start Wizard*

[Go Back](#) [Start Wizard](#)

©2008-17 IDT Scans [Terms & Conditions](#) [Privacy Policy](#) V3.31 Rev 2017-12-09

Step 4:

Decide how you would like to send your data to IDT Scans.



making the most
IDT
of your image™

www.idtscans.com

Home | About Us | Services | Support | Knowledge Base | Contact Us |

Ms. Fealy

[My Profile](#) [My Home](#) [Logout](#)

[Back](#) [Next - Patient Details](#)

How will you send the scan ?

- .zip file containing DICOM images [Click Here](#) [i](#)
- .xstd, .inv, .spr, .sim or .s1s file [Click Here](#) [i](#)
- DICOM images from a CD [Click Here](#) [i](#)
- IDT already has the data [i](#)

Price so far: GBP £ 0.00 [Refresh](#)

©2008-17 IDT Scans [Terms & Conditions](#) [Privacy Policy](#)

Example

Select the option most suited to you (.zip is the most frequently used) and select 'Click Here'. Then choose the file you wish to send to IDT Scans.



Mail a Big File to idtscans.com

In **Secure Mode**

- 1 Attach Files** *(maximum file size 2GB)*
- 2 Your Email Address**
- Message**
- 3 Send All Files**

NOTE:

Your file may take a few minutes to upload; however, you can continue with the order in the meantime.

Step 5:

Please complete all sections marked with an *



Ms. Fealy

[My Profile](#)

[My Home](#)

[Logout](#)

Patient Details

* Title

* First Name

* Last Name

* Date of birth

* Sex Male Female

Patient ID

Address

Tel 1

Tel 2

Tel 3

Email



Price so far: GBP £ 0.00

Step 6:

Please select your Reformatting Options. You may select either a Full Arch or one or more Quadrants for reformatting.

making the most
IDT
of your image™

www.idtscans.com

Home | About Us | Services | Support | Knowledge Base | Contact Us |

Ms. Fealy
[My Profile](#) [My Home](#) [Logout](#)

[Back](#) [Next - Output Format](#)

Scan Details
* Imaging Centre [Redacted]
* Region scanned
 Maxilla
 Mandible
 Both Jaws

Regions to be Reformatted
If the regions were scanned separately, you must request them to be reformatted separately.

Maxilla	Full Arch <input checked="" type="checkbox"/>	URQ <input type="checkbox"/>	UAnt <input type="checkbox"/>	ULQ <input type="checkbox"/>
Mandible	Full Arch <input checked="" type="checkbox"/>	LRQ <input type="checkbox"/>	LAnt <input type="checkbox"/>	LLQ <input type="checkbox"/>

Original Prescriber
Please state who originally referred the patient for the Scan.

Name [Redacted]
Reg. Number [Redacted]
Email [Redacted]
Tel [Redacted]

Price so far: GBP £ [Redacted] [Refresh](#)

©2008-17 IDT Scans [Terms & Conditions](#) [Privacy Policy](#)

Step 7:

Please choose the file format required by the End User.

The 'End User' is the person who will be viewing the images (not necessarily the person who requested the scan).

making the most
IDT
of your image™

www.idtscans.com

Home | About Us | Services | Support | Knowledge Base | Contact Us |

Ms. Fealy
[My Profile](#) [My Home](#) [Logout](#)

[Back](#) [Next - Advanced Processing](#)

Output Options

<input type="radio"/> STL	[GBP £ [Redacted]]	i
<input checked="" type="radio"/> Simplant	[GBP £ [Redacted]]	i
<input type="radio"/> Kodak Prints	[GBP £ [Redacted]]	i

Output File Format
Please select Simplant View or Simplant OneShot if the End User does not have a Simplant software licence.

<input type="radio"/> Simplant View	[subtract - GBP £ 15.00]	i
<input checked="" type="radio"/> Simplant Planner	[Included in Price]	i
<input type="radio"/> Simplant Go	[Included in Price]	i
<input type="radio"/> Simplant Pro	[Included in Price]	i
<input type="radio"/> Simplant Master	[Included in Price]	i
<input type="radio"/> Simplant OneShot	[add GBP £ 250.00]	i

Price so far: GBP £ [Redacted] [Refresh](#)

©2008-17 IDT Scans [Terms & Conditions](#) [Privacy Policy](#) V3.31 Rev

Step 8:

Select any advanced processing required.

making the most
IDT
of your image™

www.idtscans.com

Home | About Us | Services | Support | Knowledge Base | Contact Us |

Ms. Fealy
[My Profile](#) | [My Home](#) | [Logout](#)

[Back](#) | [Next - Additional Services](#)

Advanced Processing

- Draw ID Nerve [add GBP £ [redacted]] [i](#)
- Separate Teeth [add GBP £ [redacted]] [i](#)
- Separate Skin [add GBP £ [redacted]] [i](#)
- Registration with Stent only [add GBP £ [redacted]] [i](#)
- Registration with Stent and Plaster Cast [add GBP £ [redacted]] [i](#)

Price so far: GBP £ [redacted] [Refresh](#)

©2008-17 IDT Scans | [Terms & Conditions](#) | [Privacy Policy](#) | V3.31 Rev 2

What are Separate Teeth?

This option allows for the teeth to be picked out as separate objects in the 3D View giving you the ability to remove the teeth from the view when showing the patient what work is to be done.

Step 9:

Select any additional services you would like. If you don't require any of these services click "Next" to advance to the next page.

making the most
IDT
of your image™

www.idtscans.com

Home | About Us | Services | Support | Knowledge Base | Contact Us |

Ms. Fealy
[My Profile](#) | [My Home](#) | [Logout](#)

[Back](#) | [Next - Delivery](#)

Optional Additional Services

Disclaimer: Some of these services are sub-contracted to qualified external specialists. IDT cannot guarantee and cannot be held responsible for the accuracy of the res your own professional judgement and not base your treatment plan or surgery solely on the services provided here. If you are in doubt do not select these options.

- Radiology Report [add GBP £ [redacted]] [i](#)

Original Prescriber
Please state who originally referred the patient for the Scan.

Name [text input]
Reg. Number [text input]
Email [text input]
Tel [text input]

Please outline the patient's clinical history and describe any symptoms leading to the report request. Please state if there is any specific region of interest.
[text area]

- Implant Simulation [add GBP £ [redacted]] [i](#)
- Implantologist's Treatment Plan [add GBP £ [redacted]] [i](#)

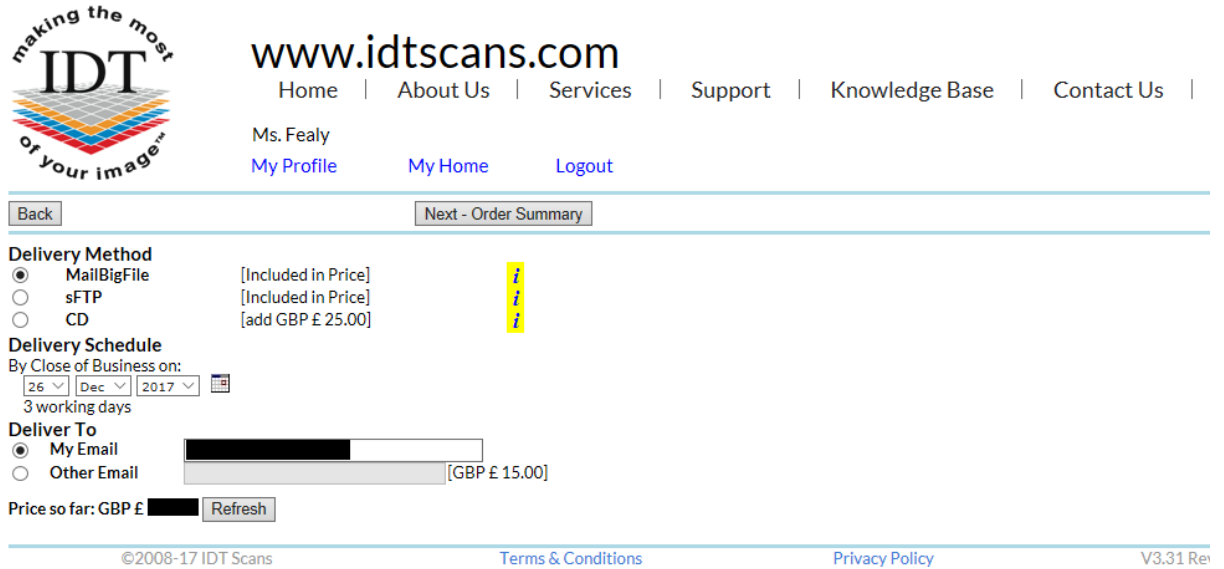
Please state the proposed implant sites, the implant system to be used and describe the clinical outcome to be achieved.
[text area]

Price so far: GBP £ [redacted] [Refresh](#)

©2008-17 IDT Scans | [Terms & Conditions](#) | [Privacy Policy](#) | V3.31 Rev 2

Step 10:

Choose how you would like the data to be delivered to you.

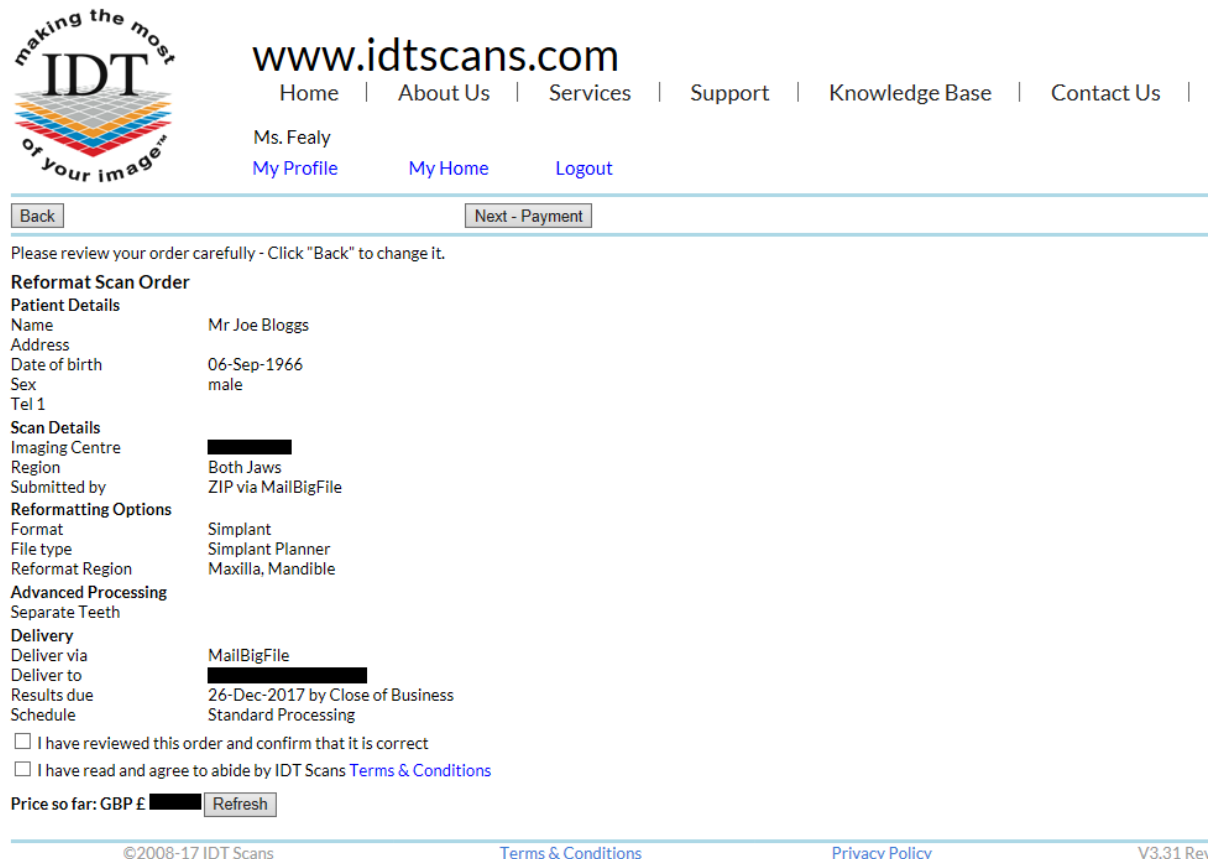


The screenshot shows the IDT Scans website interface. At the top left is the IDT logo with the tagline "making the most of your image". The main header displays "www.idtscans.com" and a navigation menu with links for Home, About Us, Services, Support, Knowledge Base, and Contact Us. Below the header, the user's name "Ms. Fealy" is shown, along with links for "My Profile", "My Home", and "Logout". The main content area features a "Back" button and a "Next - Order Summary" button. Under "Delivery Method", three options are listed: "MailBigFile" (selected, included in price), "sFTP" (included in price), and "CD" (costs an additional GBP £ 25.00). The "Delivery Schedule" section shows a date of "26 Dec 2017" with a "3 working days" lead time. Under "Deliver To", the "My Email" option is selected. A "Price so far: GBP £" field is visible with a "Refresh" button. The footer contains copyright information "©2008-17 IDT Scans", links for "Terms & Conditions" and "Privacy Policy", and the version "V3.31 Rev".

Step 11:

This page shows you the information that will be sent to IDT Scans.

You can still edit your order before clicking 'Next'.



The screenshot shows the IDT Scans website interface for the order review stage. The header and navigation are identical to Step 10. The main content area features a "Back" button and a "Next - Payment" button. A message reads: "Please review your order carefully - Click 'Back' to change it." Below this is the "Reformat Scan Order" section, which is divided into several categories: "Patient Details" (Name: Mr Joe Bloggs, Address, Date of birth: 06-Sep-1966, Sex: male, Tel 1), "Scan Details" (Imaging Centre, Region: Both Jaws, Submitted by: ZIP via MailBigFile), "Reformatting Options" (Format: Splinant, File type: Splinant Planner, Reformat Region: Maxilla, Mandible), "Advanced Processing" (Separate Teeth), and "Delivery" (Deliver via: MailBigFile, Deliver to, Results due: 26-Dec-2017 by Close of Business, Schedule: Standard Processing). At the bottom of the review section, there are two checkboxes: "I have reviewed this order and confirm that it is correct" and "I have read and agree to abide by IDT Scans Terms & Conditions". A "Price so far: GBP £" field with a "Refresh" button is also present. The footer contains the same copyright and version information as in Step 10.

Step 12:

Please click 'Pay Online Now'.

Your order will not be completed until your payment has been processed.

making the most
IDT
of your image⁺

www.idtscans.com

Home | About Us | Services | Support | Knowledge Base | Contact Us |

Ms. Fealy
My Profile My Home Logout

Back Submit Order

Payment Method
 Pay Online Now
 Pay By Invoice

Notes to IDT
800 characters left

Price so far: GBP £ [redacted] Refresh

©2008-17 IDT Scans Terms & Conditions Privacy Policy V3.31 Rev 20

NOTE

Once you click 'Submit Order', the next screen may take a minute to appear.

Step 13:

You will be redirected to our secure web page 'NetBanx' where your card details will be taken.

You are about to make a payment of
£ [redacted] to **Image Diagnostic Technology Ltd**

Please fill in the payment form below

Pay using credit or debit card

We accept: JCB American Express Mastercard VISA VISA Debit

1 About the Cardholder
Name [input]
Email Address [input]
House Name or Number [input] ?
Postcode / ZIP code [input] ?

2 About the Card
Card Number [input]
Security Number [input] ?
Issue Number (if present) [input]
Start Date (if present) MM YY ?
Expiry Date MM YY ?

3 Confirm
You are about to pay £70.00 from your credit or debit card:
Pay Now

Verified by VISA Mastercard SecureCode learn more

Your payment is protected by:

© 1996-2017 Paysafe Plc. All rights reserved. | Paysafe Privacy Policy